


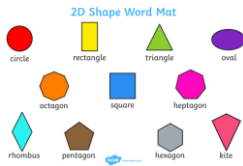






# Newchurch Community Primary School - Share in our learning Year 2 Spring B

English		
Unit 1	Unit 2	Unit 3
<p><b>Meerkat Mail by Emily Gravett</b></p>  <p>Narrative</p>	<p><b>Tin Forest by Helen Ward</b></p>  <p>Fantasy Narrative</p>	<p><b>The Day the Crayons Quit by Oliver Jeffers</b></p>  <p>Letter writing</p>

We will be using our class text to focus on the following targets in our grammar and writing:

- Formation of nouns using suffixes such as –ness, –er and by **compounding** [for example, whiteboard, superman]
- Formation of adjectives using suffixes such as –ful, –less .
- Use of the suffixes –er, –est in adjectives and the use of –ly in Standard English to turn adjectives into adverbs.
- Using subordination and coordination.
- The correct choice and consistent use of past and present tense.
- Using the correct punctuation to demarcate sentences
- Using commas to separate items in a list
- Using apostrophes for omission and to mark singular possession in nouns.

Mathematics	Science: Plants
<p>Along with our arithmetic and calculation skills we will be looking at the following areas of the curriculum:</p> <p><b>Properties of Shape</b></p>  <p><b>Children should be able to:</b></p> <ul style="list-style-type: none"> <li>• name some common 2D and 3D shapes from a group of shapes or from pictures of the shapes and describe some of their properties.</li> </ul>	<p>The aim of this unit is for children to be able to:</p> <ul style="list-style-type: none"> <li>• identify and name a variety of plants and animals in their habitats, including microhabitats</li> <li>• observe and describe how seeds and bulbs grow into mature plants</li> <li>• find out and describe how plants need water, light and a suitable temperature to grow and stay healthy</li> </ul>  <p>Useful websites:</p> <p><a href="https://www.bbc.co.uk/bitesize/topics/zrsgk7">https://www.bbc.co.uk/bitesize/topics/zrsgk7</a></p> <p><a href="https://www.hamilton-trust.org.uk/science/year-2-science/everyday-materials-materials-matter/">https://www.hamilton-trust.org.uk/science/year-2-science/everyday-materials-materials-matter/</a></p> <p><a href="https://explorify.uk/en/activities">https://explorify.uk/en/activities</a></p>

<p><b>Physical Education: Gymnastics</b></p> <p>Children will be able to:</p> <ul style="list-style-type: none"> <li>remember, repeat and link combinations of gymnastic actions, body shapes and balances with control and precision</li> <li>choose, use and vary simple compositional ideas in the sequences they create and perform.</li> <li>improve their work using information they have gained by watching, listening and investigating.</li> <li>recognise and describe what their bodies feel like during different types of activity.</li> </ul> 	<p><b>Music: African call and response</b></p> <p>Through the topic of African call and response, the children will:</p> <ul style="list-style-type: none"> <li>Recognising playing a short rhythm from simple notation</li> <li>Create short sequences of sound on a given idea</li> <li>Suggesting improvements to their work.</li> <li>Relating music to feelings.</li> </ul> 
<p><b>History: Old Billy</b></p> <p><b>Geography: Why is our world wonderful?</b></p> <p><b>History: Old Billy</b> - Pupils will be taught about:</p> <ul style="list-style-type: none"> <li>Significant historical events, people and places in their own locality.</li> <li>Use a range of resources to gather information- maps, paintings, newspaper cuttings</li> <li>Create timelines and notice cause and consequence</li> <li>To use the story to unpick historical elements</li> <li>Explore how primary and secondary sources have built a story</li> <li>make judgements and build perceptive comments</li> </ul> <p><b>Geography: Why is our world wonderful?</b> - Pupils will be taught about:</p> <ul style="list-style-type: none"> <li>name and locate the world's seven continents and five oceans</li> <li>understand geographical similarities and differences through studying the human and physical geography of a small area of the United Kingdom, and of a small area in a contrasting non-European country</li> <li>identify seasonal and daily weather patterns in the United Kingdom and the location of hot and cold areas of the world in relation to the Equator and the North and South Poles</li> <li>use basic geographical vocabulary to refer to: key physical features, including: beach, cliff, coast, forest, hill, mountain, sea, ocean, river, soil, valley, vegetation, season and weather</li> </ul>	<p><b>Design Technology: Cooking and Nutrition - Fruit Smoothies</b></p> <p>During this unit the children will be designing and creating delicious fruit smoothies.</p> <p>They will:</p> <ul style="list-style-type: none"> <li>Cut, peel, grate, chop a range of ingredients.</li> <li>Work safely and hygienically.</li> <li>Know about the Eatwell Plate.</li> <li>Understand where food comes from.</li> </ul> 

- use basic geographical vocabulary to refer to: key human features, including: city, town, village, factory, farm, house, office, port, harbour and shop
- use world maps, atlases and globes to identify the United Kingdom and its countries, as well as the countries, continents and oceans studied at this key stage

## Religious Education: Islam



Children will explore and investigate the Islam religion and discover ways in which they can relate to some of their practices in their own lives. Children will be to understand the religion through their own experiences

## Languages:

Our focus in Spanish this term In this unit the children will learn how to say the names of instruments in Spanish, to say that they play an instrument, of their choice correctly and match all the new Spanish words to the appropriate picture.



## PSHE: Money and Work

Children will be able to understand money and ways in which we use it. Children will be able understand the difference between necessities and luxuries. This will also be linked to the enterprise we completed back in the Autumn term and the reasons we carried out those activities.



## Computing: Computer Science

The children will write a basic story with illustrations. They will then turn this into an animated story using visual coding. The activity will introduce new concepts such as conditional language, repeat loops and debugging.

