

Newchurch Community Primary School - Share in our learning Year 2 Autumn A

English: Throughout this half term our focus will be looking at a range of different stimulus with different outcomes at the end of each unit.

Zebra Question by Shel Silverstein




Riddles and List Poem

Rascally Cake by Jeanne Willis




Character Descriptions and instructions

The Little Three Monkeys by Quentin Blake



Humorous fiction narrative

The Greedy Zebra by Mwenye Hadithi



Fable/Narrative

The Queen's Handbag by Steve Antony

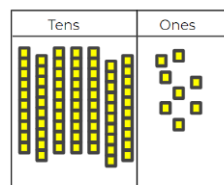


Recount

Mathematics:

Along with our arithmetic and calculation skills we will be looking at the following areas of the curriculum:

Place Value



Children should be able to:

- Read and write numbers in numerals up to 100
- Count forwards and backwards to 100
- Partition a two-digit number into tens and ones to demonstrate an understanding of place value though may use structured resources to support them
- Partition any two-digit number into different combinations of tens and ones, explaining their thinking verbally, in pictures or using apparatus.

Addition and Subtraction



Children should be able to:

- Add and subtract 2 digit numbers within 100 with an efficient method.
- Complete 3-part addition problems.
- Solve missing-digit problems.

Useful websites:

<https://trockstars.com/>

Science: (Autumn A and B)

Animals, including humans



Throughout our topic, our key learning will include:

- noticing that animals, including humans, have offspring which grow into adults
- find out about and describe the basic needs of animals, including humans, for survival (water, food and air)
- describe the importance for humans of exercise, eating the right amounts of different types of food, and hygiene



Places to visit:

<https://www.liverpoolmuseums.org.uk/whatson/world-museum/exhibition/bug-house>

<https://www.liverpoolmuseums.org.uk/whatson/world-museum/event/animal-encounters>

Physical Education:

Core Real PE, Unit 1 - In this unit, the children will develop and apply their footwork and one leg balance through focused skill development sessions, cooperative and competitive games.



Coordination
Footwork



Static Balance
One Leg

Real Gym - In this unit, the children will learn, develop and apply balance and travel on the floor and apparatus through focused skill development, thematic warm-ups and games.



Balance



Travel

Toy Box



Jungle Trip



History: Has the NHS always been here to help me?



- The lives of significant individuals in the past who have contributed to national and international achievements. Some should be used to compare aspects of life in different periods

Geography: Would you prefer to live in a hot or cold place?

Fieldwork: school grounds



- name and locate the world's seven continents and five oceans
- understand geographical similarities and differences through studying the human and physical geography of a small area of the United Kingdom, and of a small area in a contrasting non-European country
- identify seasonal and daily weather patterns in the United Kingdom and the location of hot and cold areas of the world in relation to the Equator and the North and South Poles
- use basic geographical vocabulary to refer to: key physical features, including: beach, cliff, coast, forest, hill, mountain, sea, ocean, river, soil, valley, vegetation, season and weather
- use basic geographical vocabulary to refer to: key human features, including: city, town, village, factory, farm, house, office, port, harbour and shop
- use world maps, atlases and globes to identify the United Kingdom and its countries, as well as the countries, continents and oceans studied at this key stage

Art: Painting

Artist Link – Wassily Kandinsky or L.S. Lowry



- Develop and record their ideas through painting, drawing, sculpture in response to first hand observations, e.g. real objects, photographs, artefacts, and experiences.
- Talk about the similarities and differences between different artists, craft makers or designers.
- Describe what they like about their own work and the work of others using appropriate language e.g. 'I like the way a fine tip brush is used to add detail'.

- use simple compass directions (North, South, East and West) and locational and directional language [for example, near and far; left and right], to describe the location of features and routes on a map
- use aerial photographs and plan perspectives to recognise landmarks and basic human and physical features; devise a simple map; and use and construct basic symbols in a key
- use simple fieldwork and observational skills to study the geography of their school and its grounds and the key human and physical features of its surrounding environment.

Religious Education: Christianity (God)



In this unit, the children will be looking at;

- Identify how humans treat the world and why it should be treated with respect.
- The Creation story.
- Identify how some Christians care and show thanks for the world.
- Reflect on how I treat the world and what I can do to help.

Music: Hand Bells



- Singing and playing tuned instruments at the same time.
- Playing a melody from letter notation.
- Repeating a melody by ear.
- Choosing appropriate dynamics for a piece of music
- Playing as part of an ensemble.

PSHE:




Families and Friendships

The start of any new year can be challenging and recognising how our relationships change and grow is really important. This unit aims to support children with these challenges.

Useful websites:

<https://www.bbc.co.uk/bitesize/topics/zfqgtfr>

Languages:



Los Animales

In Spanish, the children will be learning the names for a range of animals and how to say information about them. The children will use a range of games and activities to learn and recall their new vocabulary.

Computing:



Online Buddies

The aim of our computing topic is to understand how technology is used to communicate beyond school. We study the importance of online safety and how once something has been posted online, that you can lose control of what happens to it. We also look at how to communicate safely with our peers online.