


Newchurch Community Primary School - Share in our learning Year 2 Spring A


English: Once Upon a Wild Wood by Chris Riddell



Throughout the unit the children will be becoming increasingly familiar with and retelling a wider range of stories, fairy tales and traditional tales, including recognising simple recurring literary language in stories and poetry. They will be discussing and clarifying the meanings of words, linking and clarifying the meaning of words, linking new meanings to known vocabulary and discussing their favourite words and phrases.

Through discussing the sequence of events in books and how items of information are related, the children will be drawing on what they already know or on background information and vocabulary provided by the teacher. Their reading will include making inferences on the basis of what is being said and done, answering and asking questions and predicting what might happen on the basis of what has been read so far.

Poetry:



For the start of the term, we will be looking at poetry and how the structure of a poem can engage and entertain the reader. Year 2 will be using the poem 'Father and I In The Woods' by David McCord as the basis for their studies of shape poetry.

Writing:

Year 2's mastery targets for writing this term are:

- Add-ly to turn adjectives into adverbs

Mathematics:

Along with our arithmetic and calculation skills we will be looking at the following areas of the curriculum:

Year Two		Spring One
Week	Unit	Expectations
1	Place Value	Count reliably in 2s, 5s, and 10s to 100. Use number lines and representations to estimate.
2	Addition and subtraction	Apply addition and subtraction strategies to solve missing number problems Use inverse operations to check answers. Add three one-digit numbers mentally.
3	Multiplication and Division	Recall multiplication facts for 2, 5, 10. Solve one-step problems using known facts.
4	Fractions	Add and subtract fractions with the same denominator. Explore fractions of quantities.
5	Measurement (time)	Tell time to five minutes (analogue and digital). Draw clock hands and relate time to daily events.
6	Properties of Shape & Position and Direction	Describe movement using right angles and turns. Identify right angles in the environment.

Science: Materials



The aim of this unit is for children to be able to:

- Identify and compare the suitability of a variety of everyday materials, including wood, metal, plastic, glass, brick, water, rock, paper and cardboard for particular uses.
- Find out how the shapes of solid objects made from some materials can be changed by squashing, bending, twisting and stretching (applying a force).
- Understand that some materials can be found naturally; others have to be made.

Useful websites:

<https://www.bbc.co.uk/bitesize/topics/zrsgsk7>

<https://www.hamilton-trust.org.uk/science/year-2-science/everyday-materials-materials-matter/>

- Use commas to separate items in a list
- Use subordination (because, when)
- Use expanded noun phrases to describe and specify
- Use sentences with different forms (statement, question, exclamation, command)

Physical Education:

Core Real PE Unit 3 - In this unit, the children will develop and apply their dynamic balance on a line and stance through focused skill development sessions, cooperative and competitive games.

Real Gym Unit 2 – In this unit, the children will learn, develop and apply flight and rotation on the floor and apparatus through focused skill development, thematic warm-ups and games.



History: Old Billy - Pupils will be taught about:

- Significant historical events, people and places in their own locality.
- Use a range of resources to gather information- maps, paintings, newspaper cuttings
- Create timelines and notice cause and consequence
- To use the story to unpick historical elements
- Explore how primary and secondary sources have built a story
- make judgements and build perceptive comments

Geography: Why is our world wonderful? - Pupils will be taught about:

- name and locate the world's seven continents and five oceans
- understand geographical similarities and differences through studying the human and physical geography of a small area of the United Kingdom, and of a small area in a contrasting non-European country
- identify seasonal and daily weather patterns in the United Kingdom and the location of hot and cold areas of the world in relation to the Equator and the North and South Poles
- use basic geographical vocabulary to refer to: key physical features, including: beach, cliff, coast, forest, hill, mountain, sea, ocean, river, soil, valley, vegetation, season and weather
- use basic geographical vocabulary to refer to: key human features, including: city, town, village, factory, farm, house, office, port, harbour and shop
- use world maps, atlases and globes to identify the United Kingdom and its countries, as well as the

Art: Textiles

During this topic, children will be able to:

- Overlapping and overlaying to create effects
- Use large eyed needles –running stitches
- Simple appliqué work
- Start to explore other simple stitches collage



countries, continents and oceans studied at this key stage

- use simple compass directions (North, South, East and West) and locational and directional language [for example, near and far; left and right], to describe the location of features and

Religious Education:

Hinduism

In RE, the children will learn about the Hindu Dharma, why and how people might express their devotion? Their studies will include learning about religious events in the Hindu faith and how individuals learn about and from these belief systems.



Music:

Singing – On this Island

Through this topic, the children will be:

- Learning folk songs
- Creating sounds to represent three contrasting landscapes: seaside, countryside and city.
- Learning developed singing techniques
- Reading notation from left to right

PSHE: Belonging to a Community

Children will be able to recognise and identify how they belong to a community. They will also be able to recognise similarities and diversity in the community.

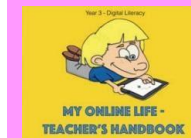


Languages



In this unit the children will learn how to say the names of vegetables (verduras) in Spanish. They will form simple sentences to explain whether they like or dislike certain vegetables. Children will continue to learn about masculine and feminine articles and how they affect the spellings of nouns.

Computing: Digital Literacy and E-Safety



Throughout this unit, children will learn and understand the importance of being safe online. Children will understand how to use search engines in a safe manner and be able to discuss what being safe online means.